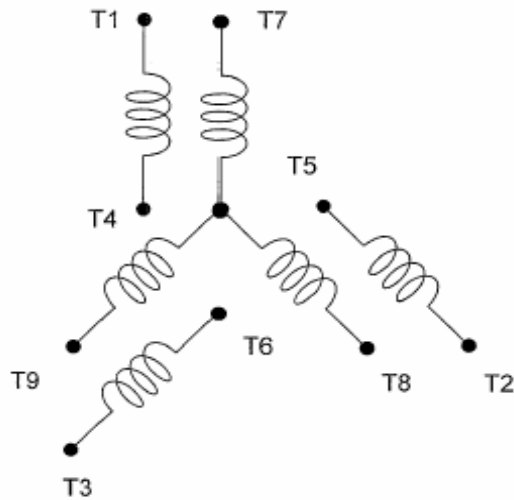


DATE:
May 28, 2009

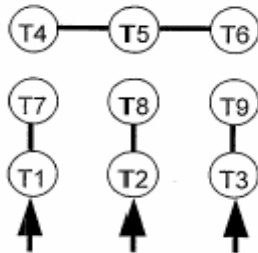
CONNECTION DIAGRAM

CATALOG NO.:
DTP1/52

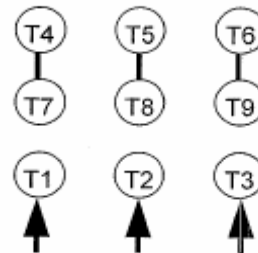


SCHEMATIC - 2Y/Y CONNECTION

ACROSS THE LINE CONNECTION



LINE
230 VOLT CONNECTION



LINE
460 VOLT CONNECTION

TECO  **Westinghouse**

DWG NO.
DAC-1566-2